

Scaled data based on original data using
LM-79-08 Approved Method: Electrical and Photometric Measurements of Solid-
State Lighting Products

Test Report Prepared for
Cooper Lighting Solutions
(formerly Eaton)

Brand: INVUE

Report Number: P162470

Luminaire Tested: **EMM-F01-LED-E1-SL3-HSS-8030**

Issue Date: 03/03/2020

Test Information

Test Method: LM-79-08
Report Number: P162470
REPORT IS SCALED FROM IESNA LM-79-08 TEST DATA (P33727)
Test Lab: INNOVATION CENTER-P3
Issue Date: 03/03/2020
Manufacturer: COOPER LIGHTING SOLUTIONS (FORMERLY EATON)
Product Line: INVUE
Catalog Number: EMM-F01-LED-E1-SL3-HSS-8030
Description: EPIC MODERN MEDIUM DECORATIVE LED LUMINAIRE
(1) LIGHTBARS WITH AccuLED OPTICS - TYPE 3 W/ SPILL LIGHT CONTROL AND HOUSE SIDE SHIELD
Light Source: (7) 3000K CCT, 80 CRI LEDs
Ballast/Driver: -

Summary

Lumens per Lamp: N/A
Luminaire Lumens: 1148.5 lumens
Efficiency: N/A
Efficacy: 44.3 lumens/watt
Luminous Opening: Rectangular w/ Sides (W: 0.17' x L: 1' x H: 0.1')
IES Classification: Type III - Short - Non-Cutoff
BUG Rating: B0 - U0 - G1

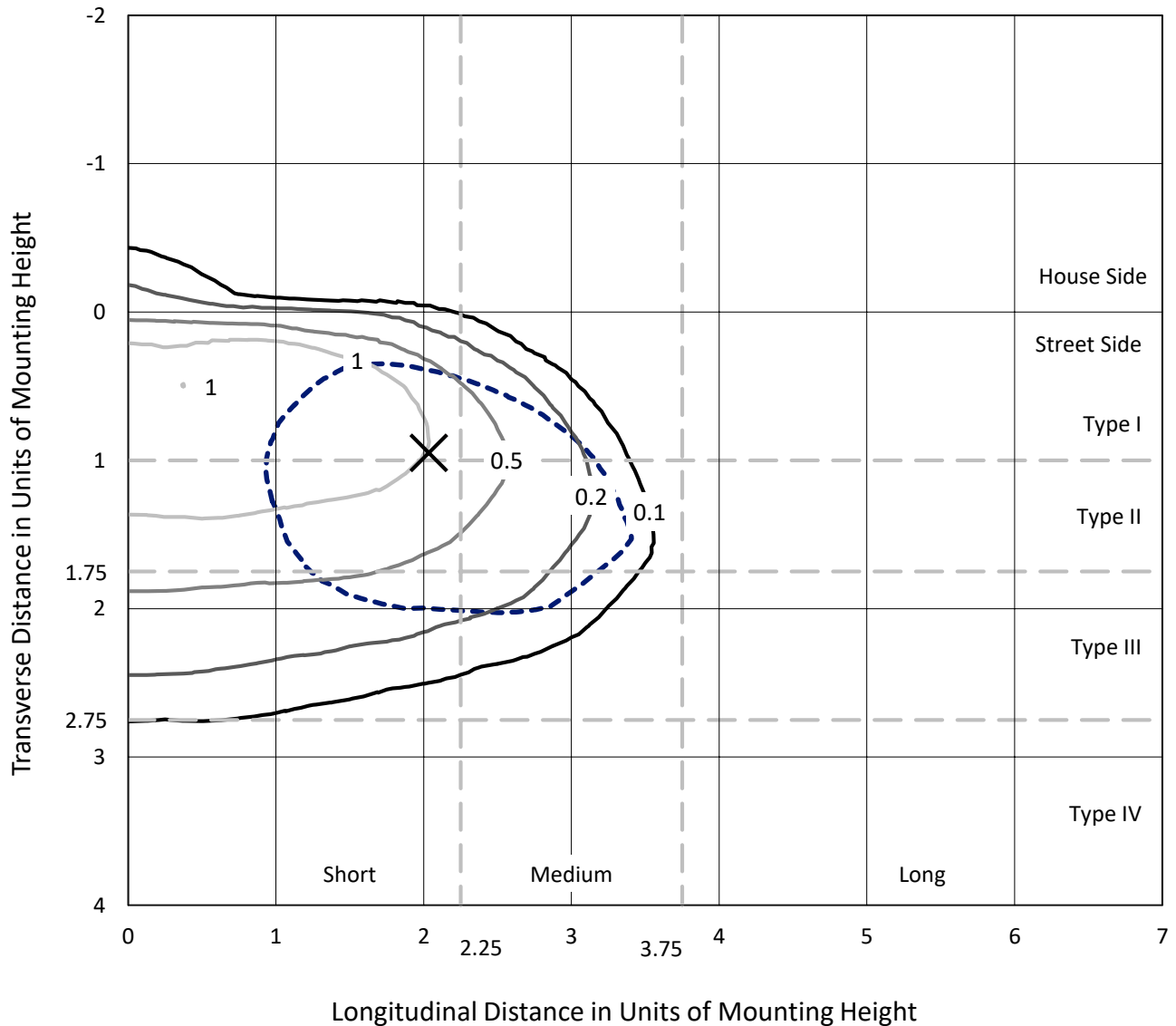
Input Watts (W): 25.9
Input Voltage (V): NR
Input Current (Ain): NR
Voltage Rise (V): NR
Power Factor: NR
Total Harmonic Distortion (THDi): NR
Frequency (hertz): 60
Stabilization Time: NR
Operation Time: NR
Ambient Temperature (°C): NR
Test Distance: 25 FT



REPORT NUMBER: P162470
 CATALOG NUMBER: EMM-F01-LED-E1-SL3-HSS-8030

Iso-Footcandle Lines of Horizontal Illumination

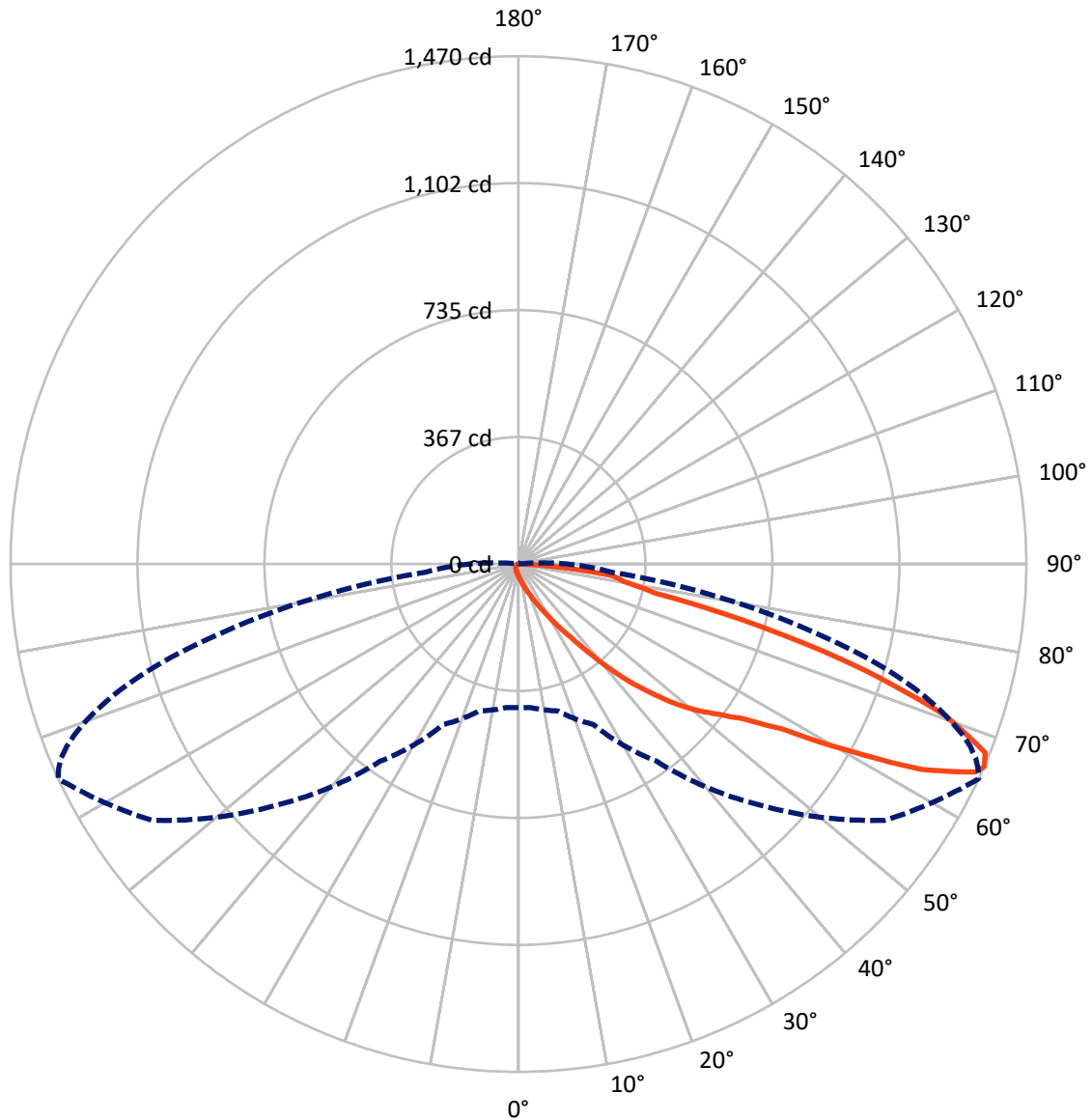
× Max cd
 - - - 1/2 Max cd



Based on 10 foot mounting height. Maximum calculated value = 1.9 fc
 Type III - Short - Non-Cutoff

REPORT NUMBER: P162470
CATALOG NUMBER: EMM-F01-LED-E1-SL3-HSS-8030

Luminous Intensity Polar Plot



— Vertical Plane Through 65-Deg Lateral - - - Horizontal Cone Through 66-Deg Vertical

REPORT NUMBER: P162470

CATALOG NUMBER: EMM-F01-LED-E1-SL3-HSS-8030

FLUX DISTRIBUTION:

		Downward	Upward	Total
House Side	Lumens	24.9	0.0	24.9
	% Fixture	2.2	0.0	2.2
Street Side	Lumens	1123.6	0.0	1123.6
	% Fixture	97.8	0.0	97.8
Total	Lumens	1148.5	0.0	1148.5
	% Fixture	100.0	0.0	100.0

Coefficient of Utilization

ZONAL LUMENS:

Zone	Lumens	% Fixture
0°-10°	3.9	0.3
10°-20°	16.5	1.4
20°-30°	35.5	3.1
30°-40°	75.8	6.6
40°-50°	167.6	14.6
50°-60°	284.1	24.7
60°-70°	379.0	33.0
70°-80°	167.0	14.5
80°-90°	19.2	1.7
90°-100°	0.0	0.0
100°-110°	0.0	0.0
110°-120°	0.0	0.0
120°-130°	0.0	0.0
130°-140°	0.0	0.0
140°-150°	0.0	0.0
150°-160°	0.0	0.0
160°-170°	0.0	0.0
170°-180°	0.0	0.0
0°-90°	1148.5	100.0
0°-180°	1148.5	100.0



REPORT NUMBER: P162470

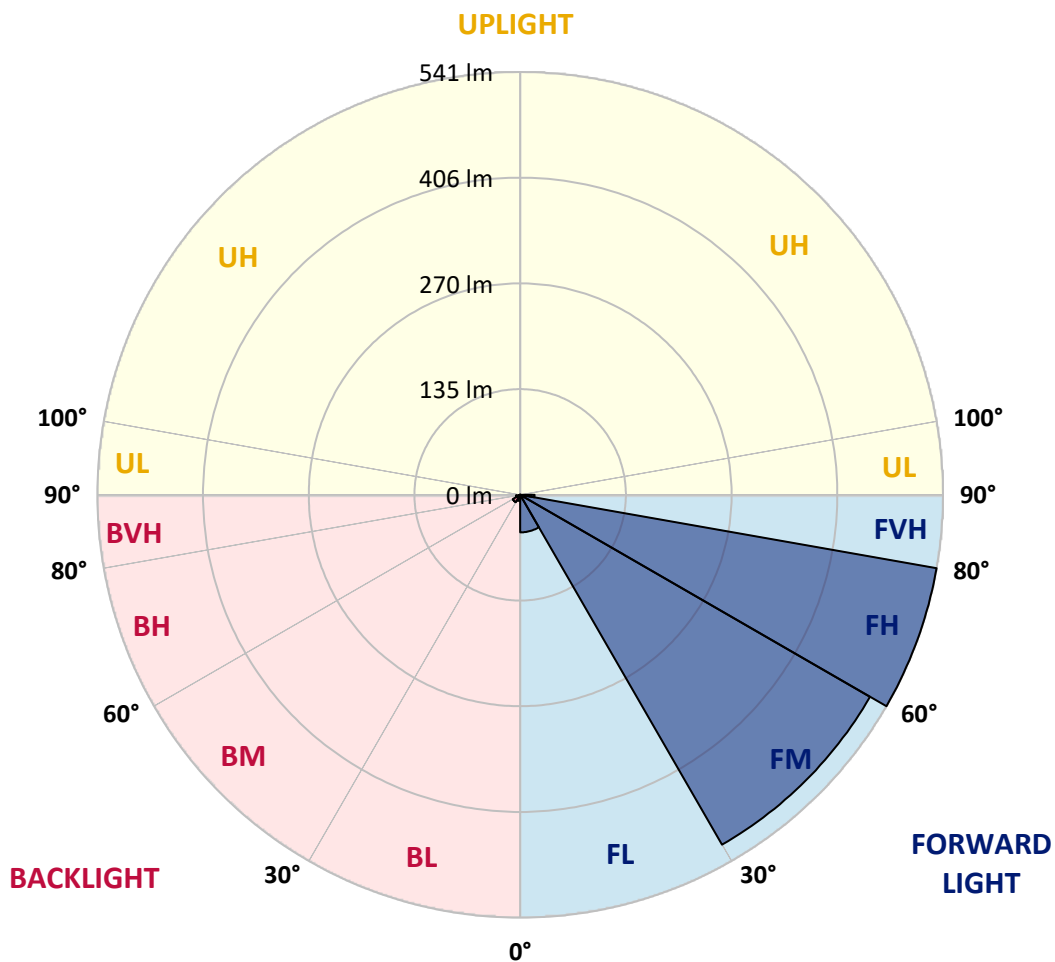
CATALOG NUMBER: EMM-F01-LED-E1-SL3-HSS-8030

LUMINAIRE CLASSIFICATION SYSTEM LUMEN TABLE AND BUG RATING:

Zone		Lumens	% Fixture	Zone Rating/Lumen Limit		
				B	U	G
FL	(0°-30°)	48.0	4.2			
FM	(30°-60°)	516.5	45.0			
FH	(60°-80°)	540.7	47.1			G0/660
FVH	(80°-90°)	18.5	1.6			G1/100
BL	(0°-30°)	7.9	0.7	B0/110		
BM	(30°-60°)	10.9	1.0	B0/220		
BH	(60°-80°)	5.3	0.5	B0/110		G0/110
BVH	(80°-90°)	0.8	0.1			G0/10
UL	(90°-100°)	0.0	0.0		U0/0	
UH	(100°-180°)	0.0	0.0		U0/0	

BUG Rating: B0-U0-G1

Type III Short





REPORT NUMBER: P162470
 CATALOG NUMBER: EMM-F01-LED-E1-SL3-HSS-8030

CANDELA DISTRIBUTION (FULL):

	0°	5°	15°	25°	35°	45°	55°	65°	66°	67°	68°
0°	34.7	34.7	34.7	34.7	34.7	34.7	34.7	34.7	34.7	34.7	34.7
2.5°	43.7	43.5	42.6	42.6	41.3	40.4	39.3	38.2	38.2	38.0	37.8
5°	57.9	56.5	56.3	53.9	51.9	49.0	46.4	42.8	42.4	41.9	41.7
7.5°	73.5	73.3	71.3	68.4	64.5	59.2	53.9	48.1	47.3	46.8	45.9
10°	93.9	92.7	90.1	85.2	79.3	72.2	63.6	54.5	53.4	52.6	52.1
12.5°	113.3	111.3	109.7	103.6	96.1	85.7	75.3	62.3	61.4	60.3	58.5
15°	131.4	129.6	127.0	121.7	113.3	100.2	88.1	72.2	70.0	68.4	67.1
17.5°	145.5	144.4	141.3	135.4	126.3	114.8	100.2	82.4	80.6	78.6	76.2
20°	159.0	157.4	152.6	144.4	134.7	125.9	114.6	95.6	93.2	90.8	88.1
22.5°	171.8	170.2	162.3	148.8	138.4	134.7	130.7	110.6	106.9	104.9	102.2
25°	189.7	186.4	174.0	152.6	138.7	141.5	148.4	130.1	126.5	123.6	119.5
27.5°	213.7	209.3	189.9	158.1	139.6	149.1	168.7	153.7	149.9	146.6	142.0
30°	240.9	238.0	214.9	171.4	146.0	160.1	191.4	183.7	179.3	175.3	169.8
32.5°	268.3	264.3	241.3	196.5	163.2	181.5	219.9	218.6	212.9	209.1	203.1
35°	292.4	290.4	273.4	237.8	202.5	219.1	257.9	259.4	254.4	250.4	243.8
37.5°	308.7	308.7	305.4	282.2	265.0	277.3	313.8	314.0	308.9	299.9	296.6
40°	317.1	319.5	331.4	335.8	335.0	350.9	387.1	383.1	378.9	374.3	363.2
42.5°	334.3	336.5	361.9	392.4	412.3	433.2	458.2	456.8	451.8	443.4	433.2
45°	363.5	366.3	396.6	444.9	485.8	515.6	531.5	525.3	520.2	512.3	507.0
47.5°	400.6	406.1	440.3	500.1	549.4	598.6	615.2	598.8	594.4	588.2	579.6
50°	440.1	445.4	481.8	550.3	605.9	664.6	692.2	664.6	658.2	656.3	646.5
52.5°	474.3	478.7	513.8	588.9	649.2	718.1	758.3	721.8	717.2	710.6	703.5
55°	494.6	498.1	531.1	607.4	678.6	766.2	822.1	790.1	783.2	780.6	770.4
57.5°	501.5	505.0	534.6	609.9	694.4	810.1	899.6	900.7	892.5	883.0	879.9
60°	501.5	505.4	530.4	603.9	709.9	857.0	1002.9	1095.0	1077.3	1075.6	1064.3
62.5°	480.7	484.5	509.6	585.6	730.7	920.1	1146.9	1309.4	1304.3	1292.8	1274.3
65°	435.6	437.9	462.6	538.8	722.7	978.2	1271.6	1452.0	1443.9	1421.3	1397.5
66°	415.3	417.1	440.3	512.1	696.6	986.1	1293.7	1469.9	1456.5	1437.5	1410.5
67.5°	386.0	389.1	405.4	462.4	634.2	958.5	1279.8	1457.3	1445.6	1422.7	1395.7
70°	257.7	255.5	313.1	354.8	483.1	781.0	1148.2	1308.5	1308.7	1297.9	1287.1
72.5°	122.3	123.6	140.4	218.4	316.2	521.8	913.9	1044.4	1059.4	1040.0	1026.5
75°	87.9	89.9	100.0	133.6	188.6	313.1	592.4	730.4	730.9	696.4	665.7
77.5°	25.6	26.7	37.5	82.4	141.3	211.3	340.3	406.1	396.6	371.8	348.7
80°	10.6	10.6	11.0	26.3	56.7	143.5	238.0	312.7	311.6	302.1	288.4
82.5°	4.0	4.2	5.3	10.8	13.5	35.3	158.8	271.4	270.7	257.2	247.5
85°	0.4	0.4	1.3	4.6	5.1	6.6	31.8	119.7	119.0	119.7	104.9
87.5°	0.0	0.0	0.2	0.4	0.7	0.9	1.3	4.6	5.1	4.9	4.4
90°	0.0	0.0	0.0	0.0	0.0	0.0	0.0	0.0	0.0	0.0	0.0



REPORT NUMBER: P162470

CATALOG NUMBER: EMM-F01-LED-E1-SL3-HSS-8030

CANDELA DISTRIBUTION (continued):

	69°	70°	71°	72°	73°	74°	75°	76°	77°	78°	79°
0°	34.7	34.7	34.7	34.7	34.7	34.7	34.7	34.7	34.7	34.7	34.7
2.5°	37.8	37.3	37.3	37.1	37.1	37.1	36.9	36.6	36.6	36.4	36.2
5°	41.3	40.9	40.6	40.2	40.0	39.7	39.3	39.1	38.6	38.4	38.2
7.5°	45.5	44.6	44.4	43.7	43.1	42.6	42.2	41.5	41.1	40.2	40.0
10°	50.8	49.7	48.8	47.9	47.3	46.1	45.5	44.6	43.7	43.1	42.4
12.5°	57.6	56.1	54.8	53.9	52.3	51.0	49.7	49.0	47.3	46.4	45.3
15°	65.1	63.4	61.8	60.1	59.0	56.7	55.0	53.0	52.1	50.6	48.8
17.5°	74.9	72.0	69.6	67.8	65.6	63.4	61.4	59.4	56.7	55.0	52.8
20°	85.2	82.8	79.5	76.4	73.8	71.1	68.2	65.6	63.1	60.3	57.6
22.5°	98.5	94.9	91.0	87.9	84.4	81.5	77.5	74.0	70.0	66.2	63.1
25°	115.3	110.6	106.9	102.5	98.3	93.9	89.0	84.6	79.5	76.0	70.6
27.5°	136.0	131.6	126.5	120.8	116.6	110.0	103.6	98.0	92.1	86.6	80.6
30°	162.5	156.1	150.8	145.3	136.9	130.5	123.0	115.5	107.3	101.8	92.7
32.5°	194.3	187.5	179.5	171.6	163.8	154.8	145.5	136.2	127.2	117.0	107.8
35°	233.2	225.0	215.9	207.3	195.4	185.7	174.0	161.2	151.0	139.3	127.6
37.5°	284.6	271.1	263.2	254.1	238.0	224.8	211.8	198.9	181.1	168.7	152.1
40°	349.1	341.1	328.1	313.6	299.0	281.5	263.9	246.9	226.1	208.9	189.7
42.5°	424.8	413.1	399.9	378.9	364.1	343.6	323.5	301.0	275.6	253.5	231.0
45°	495.9	482.0	471.9	450.9	435.4	411.1	386.9	363.0	333.6	305.2	279.1
47.5°	572.8	561.3	544.5	527.5	511.8	484.5	458.2	429.3	398.3	364.6	330.8
50°	640.3	631.3	619.8	599.3	581.8	558.9	528.0	496.4	457.3	423.7	385.3
52.5°	697.8	690.7	674.6	660.0	644.3	622.7	595.1	564.8	522.6	485.8	442.1
55°	765.5	760.5	746.3	737.3	723.4	702.6	676.8	648.7	604.1	563.9	514.5
57.5°	876.6	872.6	860.3	856.5	842.8	824.7	792.9	762.9	710.8	660.9	604.3
60°	1060.5	1052.6	1034.5	1025.2	996.3	972.0	930.7	889.4	826.5	762.9	694.9
62.5°	1257.5	1235.2	1200.8	1171.2	1130.1	1087.9	1032.7	969.6	895.8	820.3	742.1
65°	1363.7	1325.7	1282.2	1235.2	1182.0	1120.0	1050.4	974.7	895.4	815.7	733.1
66°	1375.9	1333.0	1286.9	1234.5	1175.4	1109.3	1038.7	959.2	876.8	799.1	716.5
67.5°	1360.6	1315.8	1267.0	1208.9	1144.9	1076.5	1002.3	919.7	840.4	761.6	681.2
70°	1254.0	1209.4	1165.9	1104.7	1036.5	967.6	897.4	805.1	730.0	657.6	586.0
72.5°	1001.4	971.1	928.1	875.7	809.3	728.5	669.9	587.3	522.2	452.0	396.6
75°	625.8	583.2	529.9	463.3	412.5	346.9	312.7	250.0	212.9	180.4	149.1
77.5°	320.0	287.9	250.6	213.1	177.1	141.3	109.3	77.3	52.1	36.2	26.9
80°	264.3	236.1	205.1	170.9	139.1	108.0	77.7	53.0	33.8	22.1	17.2
82.5°	218.4	194.5	166.9	135.1	107.5	84.8	59.0	38.4	23.9	15.5	12.1
85°	93.0	84.4	65.1	51.7	38.9	28.7	20.1	13.5	9.5	7.7	7.1
87.5°	4.0	4.4	4.2	3.3	2.4	2.4	2.2	1.8	1.8	1.8	1.8
90°	0.0	0.0	0.0	0.0	0.0	0.0	0.0	0.0	0.0	0.0	0.0



REPORT NUMBER: P162470

CATALOG NUMBER: EMM-F01-LED-E1-SL3-HSS-8030

CANDELA DISTRIBUTION (continued):

	80°	81°	82°	83°	84°	85°	95°	105°	115°	125°	135°
0°	34.7	34.7	34.7	34.7	34.7	34.7	34.7	34.7	34.7	34.7	34.7
2.5°	36.2	36.0	35.8	35.8	35.6	35.3	34.0	32.9	31.6	30.7	29.8
5°	37.8	37.5	37.1	36.9	36.4	36.2	33.4	30.9	28.9	27.4	26.3
7.5°	39.3	39.1	38.4	37.8	37.5	37.1	32.5	29.4	26.7	24.9	23.9
10°	41.3	40.6	40.0	39.1	38.4	37.8	31.6	27.6	24.7	23.2	22.1
12.5°	44.2	43.1	41.9	40.9	40.0	38.9	31.1	26.1	23.2	21.4	20.3
15°	47.5	45.9	44.6	43.3	41.7	40.6	30.3	24.7	21.9	20.1	18.8
17.5°	50.6	48.8	46.8	44.8	43.3	41.7	29.4	23.4	20.5	18.8	17.4
20°	55.0	52.3	49.9	47.5	45.3	43.3	28.0	22.1	19.4	17.4	16.1
22.5°	59.8	56.7	53.6	50.4	47.5	44.8	26.9	21.0	18.3	16.4	14.8
25°	66.0	62.3	58.1	53.9	50.6	47.0	25.8	19.9	17.2	15.2	13.7
27.5°	74.6	69.3	64.7	59.4	54.3	50.4	24.9	19.0	16.1	14.1	12.6
30°	86.3	78.6	71.3	65.6	59.6	53.9	24.1	17.9	15.2	13.0	11.3
32.5°	99.4	90.3	81.9	73.3	65.8	59.2	23.2	17.0	14.1	11.9	10.4
35°	115.5	104.0	92.7	82.8	73.8	64.9	22.3	16.1	13.2	10.8	9.3
37.5°	138.7	124.3	109.5	96.7	85.0	73.3	21.6	15.2	12.1	9.7	8.2
40°	170.5	151.9	133.8	116.4	101.1	86.6	20.8	14.4	11.3	8.8	7.3
42.5°	204.9	182.4	158.5	138.9	117.9	99.6	19.9	13.5	10.4	7.9	6.4
45°	247.8	219.7	190.8	164.1	138.4	114.8	19.0	12.6	9.3	7.1	5.5
47.5°	294.6	258.8	226.1	192.6	162.1	133.8	17.9	11.9	8.4	6.2	4.9
50°	342.7	304.9	263.6	225.4	189.2	152.8	16.8	10.8	7.5	5.5	4.0
52.5°	394.6	350.0	307.8	260.3	218.2	177.8	15.7	9.9	6.9	4.9	3.3
55°	460.6	410.7	361.2	308.0	257.2	206.7	14.6	8.8	6.0	4.2	2.6
57.5°	543.6	484.5	423.7	363.7	302.1	244.6	13.7	7.7	5.1	3.5	2.2
60°	622.0	552.9	479.4	410.3	340.7	273.8	12.4	6.9	4.4	2.9	2.2
62.5°	662.6	583.8	504.6	428.4	354.2	284.2	11.0	5.7	3.8	2.4	2.0
65°	652.7	572.3	495.5	418.6	346.0	277.6	9.7	5.1	3.3	2.2	2.0
66°	638.3	558.9	481.6	408.5	339.2	270.5	9.1	4.9	3.1	2.2	1.8
67.5°	607.0	530.2	456.4	388.4	320.4	257.0	8.2	4.4	2.9	2.0	1.8
70°	518.5	448.7	389.7	329.2	273.8	216.6	6.6	3.8	2.4	1.8	1.8
72.5°	343.1	295.7	256.4	220.6	184.4	143.1	5.5	3.1	2.0	1.8	1.6
75°	129.4	117.0	100.5	90.3	78.8	69.1	4.4	2.0	1.6	1.6	1.6
77.5°	23.0	21.2	18.8	17.2	15.9	14.6	3.5	1.3	1.3	1.6	1.6
80°	15.5	14.4	13.0	11.9	11.0	9.9	2.4	1.1	1.3	1.3	1.6
82.5°	11.0	10.4	9.7	8.8	8.2	7.3	1.6	1.1	1.3	1.3	1.3
85°	6.6	6.2	5.7	5.3	4.6	4.4	1.1	1.1	1.1	1.3	1.3
87.5°	1.8	1.6	1.8	1.8	1.3	1.6	0.9	0.9	0.9	1.1	1.1
90°	0.0	0.0	0.0	0.0	0.0	0.0	0.0	0.0	0.0	0.0	0.0



REPORT NUMBER: P162470

CATALOG NUMBER: EMM-F01-LED-E1-SL3-HSS-8030

CANDELA DISTRIBUTION (continued):

	145°	155°	165°	175°	180°
0°	34.7	34.7	34.7	34.7	34.7
2.5°	29.4	29.4	28.9	29.6	29.6
5°	25.4	25.4	25.2	25.4	25.4
7.5°	23.2	23.0	23.0	23.0	23.2
10°	21.2	21.0	21.0	21.0	21.0
12.5°	19.4	19.2	19.0	19.2	19.2
15°	17.9	17.4	17.4	17.4	17.4
17.5°	16.6	16.1	15.9	15.9	15.9
20°	15.2	14.6	14.6	14.6	14.6
22.5°	13.9	13.2	13.2	13.2	13.2
25°	12.6	11.9	11.9	11.9	11.9
27.5°	11.5	10.8	10.8	10.8	10.8
30°	10.1	9.7	9.7	9.9	9.7
32.5°	9.3	8.6	8.6	8.8	8.8
35°	8.2	7.7	7.7	7.7	7.7
37.5°	7.1	6.6	6.6	6.6	6.6
40°	6.2	5.7	5.5	5.7	5.7
42.5°	5.3	4.9	4.6	4.6	4.6
45°	4.6	4.0	3.8	4.0	4.0
47.5°	3.8	3.3	3.3	3.5	3.5
50°	2.9	2.9	3.1	3.5	3.5
52.5°	2.6	2.6	3.1	3.5	3.5
55°	2.4	2.6	3.1	3.3	3.5
57.5°	2.2	2.6	3.1	3.3	3.3
60°	2.2	2.4	2.9	3.3	3.3
62.5°	2.0	2.2	2.6	3.1	3.1
65°	2.0	2.2	2.6	3.1	3.1
66°	2.0	2.2	2.6	3.1	3.1
67.5°	2.0	2.2	2.6	3.1	3.1
70°	2.0	2.2	2.6	2.9	2.9
72.5°	1.8	2.0	2.4	2.9	2.9
75°	1.8	2.0	2.4	2.9	2.9
77.5°	1.8	2.0	2.4	2.9	2.9
80°	1.8	2.0	2.4	2.6	2.9
82.5°	1.6	2.0	2.2	2.6	2.6
85°	1.6	1.8	2.2	2.4	2.6
87.5°	1.3	1.6	1.8	2.2	2.2
90°	0.0	0.0	0.0	0.0	0.0

(END OF REPORT)